

Name: _____



My Apple Investigation



Describe it:

RED

GREEN

YELLOW

SMOOTH

LUMPY

ROUND


Draw it:

A large, empty rectangular box with a thin black border, intended for drawing an apple.




I think my apple will:

SINK:




FLOAT:




My apple did:

SINK:

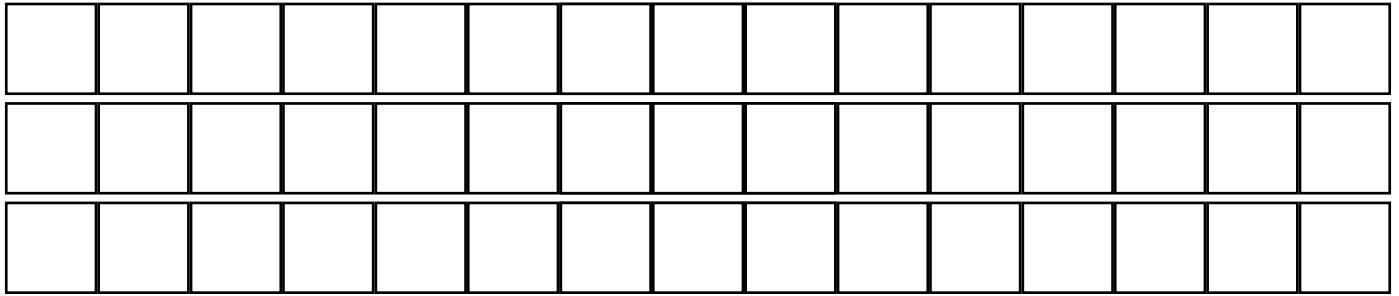


FLOAT:

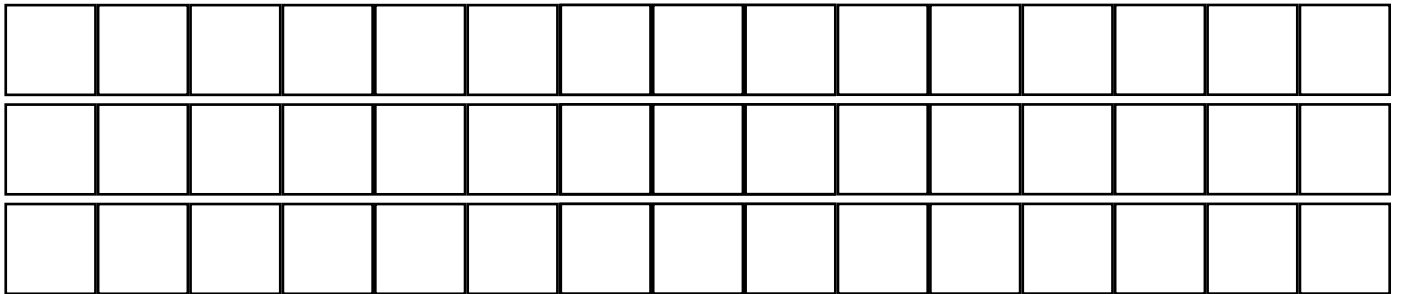


Describe what happened:

My apple is _____ squares around.



My apple is _____ squares tall.



Cut on the dotted line. Cut each strip of squares & glue or tape them together. Use your measuring tool to answer above. Write the number of squares on the blank line & color in the number of squares.



Adult, cut the apple in half.



Describe the inside of your apple:

JUICY

WET

SEEDS

SOFT

DRY

WHITE

ROUGH

SMOOTH

BROWN

Draw it:



My apple tastes:

TART

SWEET

JUICY

SOFT

CRUNCHY

CRISPY

How many seeds did you find?